

May 29, 2017

To Listing Department, NATIONAL STOCK EXCHANGE OF INDIA LIMITED Exchange Plaza, Bandra Kurla Complex, Bandra (E), MUMBAI -400 051 Company Code No. AUROPHARMA	To The Corporate Relations Department BSE LIMITED Phiroz Jeejeebhoy Towers, 25 th floor, Dalal Street, MUMBAI -400 001 Company Code No. 524804
--	--

Dear Sir,

Sub: Audited Financial Results for the year ended 31st March 2017.

The Board of Directors of the Company at its meeting held on 29th May 2017 has inter-alia considered and approved the Audited Financial Results of the Company for the year ended 31st March 2017. Pursuant to regulation 33 of SEBI (Listing Obligations and Disclosure Requirements) Regulations 2015, we enclose herewith the Audited Financial Results of the Company along with the Auditors Report issued by the Statutory Auditors and Declaration with regard to Auditor's Report with unmodified opinion.

Please take the information on record.

Thanking you,

Yours faithfully,
For AUROBINDO PHARMA LIMITED


B. Adi Reddy
Company Secretary



AUROBINDO PHARMA LIMITED
(CIN - L24239TG1986PLCO15190)

Regd. Office: Plot No.2, Maitrivihar, Ameerpet, Hyderabad - 500 038, India
Tel: +91 040 23736370 ; Fax: +91 40 23747340 ; Email: info@aurobindo.com

(Rs. In lakhs)

	STATEMENT OF STANDALONE AUDITED RESULTS FOR THE QUARTER AND YEAR ENDED 31.03.2017			
	Quarter ended		Year Ended	
	31.03.2017 Audited Refer note 3	31.12.2016 Unaudited	31.03.2016 Audited Refer note 3	31.03.2017 Audited
1 Revenue from operations				
(a) Net sales/income from operations (Inclusive of excise duty)	236,139	246,035	237,588	907,896
(b) Other operating income	5,870	6,102	7,160	24,380
Total revenue from operations (inclusive of excise duty)	242,009	252,137	244,748	932,276
2 Other Income				
(a) Foreign exchange gain	2,925	2,707	907	9,893
(b) Others	2,197	203	1,525	3,702
Total other income	5,122	2,910	2,432	13,595
Total income (1+2)	247,131	255,047	247,180	991,716
3 Expenses				
(a) Cost of material consumed	111,978	117,822	112,399	460,419
(b) Purchase of stock-in-trade	500	248	155	1,121
(c) Changes in inventories of finished goods, stock-in-trade and work-in-progress	52	1,314	146	3,132
(d) Employee benefits expense	25,250	23,081	21,368	92,730
(e) Finance costs	906	1,020	1,616	4,516
(f) Foreign exchange Loss (refer note 8)	-	-	520	-
(g) Depreciation and amortisation expense	7,338	7,114	6,711	28,617
(h) Other expenses	46,230	46,234	49,757	183,324
Total expenses	192,254	196,833	192,672	773,859
4 Profit before tax (1+2-3)	54,877	58,214	54,508	217,857
5 Tax expense	9,331	14,112	13,174	47,181
6 Profit for the period (4-5)	45,546	44,102	41,334	170,676
7 Other Comprehensive income/(expense) - items that will not be reclassified to profit or loss (net of tax)	30	(253)	(36)	(561)
8 Total Comprehensive income for the period (6+7)	45,576	43,849	41,298	170,115
9 Paid-up equity share capital (face value Re. 1 per share)	5,859	5,852	5,852	5,852
10 Earnings per equity share of Re.1/- each (not annualised)				
(a) Basic	7.78	7.53	7.07	29.16
(a) Diluted	7.78	7.53	7.07	29.16



NOTES:

- 1 The Company has adopted Indian Accounting Standards (Ind AS) prescribed under section 133 of the Companies Act, 2013, read with the relevant rules issued thereunder from April 1, 2016. The date of transition to Ind AS is April 01, 2015 and accordingly, these financial results have been prepared in accordance with the recognition and measurement principles laid down in Ind AS 34 "Interim Financial Reporting" and the other accounting principles generally accepted in India. The impact of transition has been accounted for in the opening reserves and the comparative period figures have been reinstated accordingly.
- 2 The above standalone financial results as reviewed by the audit committee have been approved by board of directors at its meeting held on May 29, 2017.
- 3 The figures of the quarter ended March 31, 2017 and March 31, 2016 are the balancing figures between audited figures in respect of the full financial year upto March 31, 2017 and March 31, 2016 respectively and the unaudited published year to date figures upto December 31, 2016 and December 31, 2015 respectively, being the date of the end of the third quarter of the financial year. The stand alone results for the nine months ended December 31, 2016 have been subjected to the limited review by the statutory auditors, but the financials results and other information for nine months ended December 31, 2015 have not been audited or reviewed by the statutory auditors. However, the management has exercised necessary due diligence to ensure that the un audited financial results provide true and fair view of the Company's affairs.

- 4 The reconciliation of Net profit as previously reported (referred to as "Previous GAAP") and Ind AS is as under:

Particulars	Quarter ended March 31, 2016	Year ended March 31, 2016
Net profit under previous GAAP	40,785	161,967
Difference in measurement of employee benefit expenses	(19)	144
Others	568	559
Net profit for the period under Ind AS	41,334	162,670

- 5 The reconciliation of equity under Previous GAAP and Ind AS is as under:

Particulars	As at March 31, 2016
Equity reported under previous GAAP	675,200
Derecognition of provision for proposed dividend and dividend tax thereon	4,930
Income on investments under amortised cost	543
Others	60
Equity under Ind AS	680,733

- 6 The Company's operates in only one segment viz. 'Pharmaceutical Products'.
- 7 FOB value of exports for stand alone is Rs.757,607 lakhs (March 31, 2016 Rs.709,268 lakhs).
- 8 Foreign exchange loss for standalone results includes exchange difference arising from foreign currency borrowings to the extent that they are regarded as an adjustment to finance cost as per para 6(e) of "Ind AS 23" on Borrowing costs.
- 9 During the quarter (i) Aurogen South Africa (PTY) LTD., a step down subsidiary was incorporated w.e.f January 25, 2017, (ii) Auro Vaccines LLC, USA, a step down subsidiary was incorporated w.e.f January 27, 2017, (iii) Aurovitas Pharma Polska Spolka Poland, step down subsidiary was incorporated w.e.f. March 31, 2017.
- 10 The Company has allotted 697,823 equity shares of Re.1/- each on March 9, 2017 and 15,000 equity shares of Re.1/- each on March 30, 2017 to the employees under Employee Stock Option Plan 2006. Consequent to the allotment, the paid up share capital of the Company has increased from 585,169,586 to 585,882,409 equity shares of Re.1/- each.
- 11 The Board of directors in its meeting held on May 29, 2017 has approved second interim dividend @125 % i.e. Rs.1.25(One rupee paise twenty five only) per equity share of Rs.1/- for the year 2016-17. Under Ind AS dividend is recognised as a liability in the period in which it is declared by the Company. Accordingly the above dividend has not been recognised in the above financial results. This is in addition to interim dividend @125% on equity share capital of Company i.e. Rs. 1.25 per share paid in December, 2016. The Board of Directors does not recommend any further dividend for the year 2016-17.
- 12 The Board of Directors at their meeting held on September 12, 2013 decided to transfer its injectable unit of the Company on a going concern basis comprising assets and liabilities pertaining to the said unit to its wholly owned subsidiary Curepro Parentals Limited w.e.f April 01, 2014. The same was subject to requisite consent, approval or permission of the statutory or regulatory authorities. Pending such approvals, no effect of this scheme has been given in the above results. During the current year, the board of directors at their meeting held on May 29, 2017 decided not to transfer the unit, considering the expansion and growth plans of the Company Subject to the approval of appropriate authorities and Hon. High Court

By Order of the Board

N. Govindarajan
Managing Director



www.aurobindo.com

Place: Hyderabad
Date : May 29, 2017



Statement of stand alone assets and liabilities

(Rs. In lakhs)

Sl. No.	PARTICULARS	As at	As at
		31.03.2017	31.03.2016
		(Audited)	(Audited)
A	ASSETS		
1	Non-current assets		
	Property, plant and equipment	321,162	256,812
	Capital work-in-progress	87,831	74,214
	Intangible assets under development	2,867	-
	Financial assets		
	Investments	168,193	118,333
	Loans	4,636	2,960
	Other financial assets	8,075	5,209
	Non current tax assets (net)	5,795	4,475
	Deferred tax assets (net)	8	686
	Other non-current assets	13,838	16,416
	Sub-total - Non-Current assets	612,405	479,105
2	Current assets		
	Inventories	243,362	243,160
	Financial assets		
	Investments	2	2
	Trade receivables	377,363	438,097
	Cash and cash equivalents	3,363	33,081
	Loans	1,025	948
	Other financial assets	1,658	590
	Other current assets	63,113	61,572
	Sub-total - Current assets	689,886	777,450
	TOTAL - ASSETS	1,302,291	1,256,555
	EQUITY AND LIABILITIES		
1	Equity		
	Equity share capital	5,859	5,852
	Other equity	837,759	680,733
	Sub-total - Equity	843,618	686,585
	Liabilities		
2	Non-current liabilities		
	Financial liabilities		
	Borrowings	11,890	33,476
	Provisions	2,086	2,126
	Sub-total - Non-current liabilities	13,976	35,602
3	Current liabilities		
	Financial liabilities		
	Borrowings	275,127	341,715
	Trade payables	126,770	127,866
	Other financial liabilities	33,646	56,387
	Other current liabilities	3,004	2,705
	Provisions	6,150	4,993
	Current tax liabilities	-	702
	Sub-total - Current liabilities	444,697	534,368
	TOTAL EQUITY AND LIABILITIES	1,302,291	1,256,555



Auditor's Report On Quarterly Financial Results and Year to Date Results of the Company Pursuant to the Regulation 33 of the SEBI (Listing Obligations and Disclosure Requirements) Regulations, 2015

To
Board of Directors of
Aurobindo Pharma Limited,

1. We have audited the accompanying statement of quarterly standalone financial results of Aurobindo Pharma Limited ('the Company') for the quarter ended March 31, 2017 and for the year ended March 31, 2017, attached herewith, being submitted by the Company pursuant to the requirement of Regulation 33 of the SEBI (Listing Obligations and Disclosure Requirements) Regulations, 2015, read with SEBI Circular No. CIR/CFD/FAC/62/2016 dated July 5, 2016. The quarterly standalone financial results are the derived figures between the audited figures in respect of the year ended March 31, 2017 and the published year-to-date figures up to December 31, 2016, being the date of the end of the third quarter of the current financial year, which were subject to limited review. The standalone financial results for the quarter ended March 31, 2017 and year ended March 31, 2017 have been prepared on the basis of the standalone financial results for the nine-month period ended December 31, 2016, the audited annual standalone Ind AS financial statements as at and for the year ended March 31, 2017, and the relevant requirements of Regulation 33 of the SEBI (Listing Obligations and Disclosure Requirements) Regulations, 2015 read with SEBI Circular No. CIR/CFD/FAC/62/2016 dated July 5, 2016, which are the responsibility of the Company's management and have been approved by the Board of Directors of the Company. Our responsibility is to express an opinion on these standalone financial results based on our review of the standalone financial results for the nine-month period ended December 31, 2016 which was prepared in accordance with the recognition and measurement principles laid down in Indian Accounting Standard (Ind AS) 34 Interim Financial Reporting, specified under Section 133 of the Companies Act 2013 read with relevant rules issued thereunder and other accounting principles generally accepted in India; our audit of the annual standalone Ind AS financial statements as at and for the year ended March 31, 2017; and the relevant requirements of Regulation 33 of the SEBI (Listing Obligations and Disclosure Requirements) Regulations, 2015, read with SEBI Circular No. CIR/CFD/FAC/62/2016 dated July 5, 2016.
2. We conducted our audit in accordance with the auditing standards generally accepted in India. Those standards require that we plan and perform the audit to obtain reasonable assurance about whether the financial results are free of material misstatements. An audit includes examining, on a test basis, evidence supporting the amounts disclosed as financial results. An audit also includes assessing the accounting principles used and significant estimates made by management. We believe that our audit provides a reasonable basis for our opinion.
3. In our opinion and to the best of our information and according to the explanations given to us, these quarterly standalone financial results as well as the year to date results:
 - i. are presented in accordance with the requirements of Regulation 33 of the SEBI (Listing Obligations and Disclosure Requirements) Regulations, 2015 read with SEBI Circular No. CIR/CFD/FAC/62/2016 dated July 5, 2016, in this regard; and
 - ii. give a true and fair view of the net profit and other financial information for the quarter ended March 31, 2017 and for the year ended March 31, 2017.



S.R. BATLIBOI & ASSOCIATES LLP


Chartered Accountants

4. Further, read with paragraph 1 above, we report that the figures for the quarter ended March 31, 2017 represent the derived figures between the audited figures in respect of the financial year ended March 31, 2017 and the published year-to-date figures up to December 31, 2016, being the date of the end of the third quarter of the current financial year, which were subjected to a limited review as stated in paragraph 1 above, as required under Regulation 33 of the SEBI (Listing Obligations and Disclosure Requirements) Regulations, 2015 read with SEBI Circular No. CIR/CFD/FAC/62/2016 dated July 5, 2016.

For S.R. BATLIBOI & ASSOCIATES LLP

Chartered Accountants

ICAI Firm Registration Number: 101049W/E300004



per Vikas Kumar Pansari

Partner

Membership No.: 93649



Place: Hyderabad

Date: May 29, 2017

	STATEMENT OF CONSOLIDATED AUDITED RESULTS FOR THE QUARTER AND YEAR ENDED 31.03.2017			
	Quarter ended		Year Ended	
	31.03.2017	31.12.2016	31.03.2016	31.03.2016
	Audited Refer note 4	Unaudited Refer note 4	Audited Refer note 4	Audited
1 Revenue from operations				
(a) Net sales/income from operations (Inclusive of excise duty)	358,213	384,447	367,387	1,370,975
(b) Other operating income	5,950	6,171	7,205	24,547
Total revenue from operations (inclusive of excise duty)	364,163	390,618	374,592	1,395,522
2 Other Income				
(a) Foreign exchange gain	1,903	1,580	1,534	13,367
(b) Others	2,175	792	2,104	7,014
Total other income	4,078	2,372	3,638	20,381
Total income (1+2)	368,241	392,990	378,230	1,415,903
3 Expenses				
(a) Cost of material consumed	127,942	130,059	123,230	482,556
(b) Purchase of stock-in-trade	34,769	44,362	39,247	142,942
(c) Changes in inventories of finished goods, stock-in-trade and work-in-progress	(12,430)	(3,450)	113	(9,288)
(d) Employee benefits expense	46,346	44,564	40,681	154,262
(e) Finance costs	1,428	1,426	2,508	9,266
(f) Foreign exchange Loss (refer note 8)	-	-	520	16,404
(g) Depreciation and amortisation expense	10,005	11,114	11,140	42,763
(h) Other expenses	95,412	85,599	84,691	306,239
Total expenses	303,472	313,674	302,130	1,141,618
4 Profit before tax (1+2-3)	64,769	79,316	76,100	274,285
5 Share of profit/(loss) of joint venture	168	301	(13)	145
6 Profit/(Loss) from ordinary activities before tax (4+5)	64,937	79,617	76,087	274,430
7 Tax expense	11,715	21,767	20,636	72,071
8 Profit for the period (6-7)	53,222	57,850	55,451	202,359
9 Non controlling interest	(23)	(9)	(26)	(150)
10 Net Profit/(Loss) after taxes and non controlling interest (8-9)	53,245	57,859	55,477	202,509
11 Other Comprehensive income/(expense) - items that will not be reclassified to profit or loss (net of tax)	40	(281)	(39)	(147)
12 Total Comprehensive income for the period (10+11)	53,285	57,578	55,438	202,362
13 Paid-up equity share capital (face value Re. 1 per share)	5,859	5,852	5,852	5,852
14 Earnings per equity share of Re.1/- each (not annualised)				
(a) Basic	9.10	9.88	9.49	34.67
(a) Diluted	9.10	9.88	9.49	34.66



NOTES:

- 1 The Company has adopted Indian Accounting Standards (Ind AS) prescribed under section 133 of the Companies Act, 2013, read with the relevant rules issued thereunder from April 1, 2016. The date of transition to Ind AS is April 01, 2015 and accordingly, these financial results have been prepared in accordance with the recognition and measurement principles laid down in Ind AS 34 "Interim Financial Reporting" and the other accounting principles generally accepted in India. The impact of transition has been accounted for in the opening reserves and the comparative period figures have been restated accordingly.
- 2 The above consolidated financial results have been prepared in accordance with principals and procedures as set out in the Ind AS 110 on "Consolidated financials statements" and Ind AS 28 on "Investment in Associate and Joint Venture" notified under section 133 of Companies Act, 2013 and Companies (Indian Accounting Standards) Rules, 2015, as amended.
- 3 The above consolidated financial results as reviewed by the audit committee have been approved by board of directors at its meeting held on May 29, 2017.
- 4 The figures of the quarter ended March 31, 2017 and March 31, 2016 are the balancing figures between audited figures in respect of the full financial year upto March 31, 2017 and March 31, 2016 respectively and the unaudited published year to date figures upto December 31, 2016 and December 31, 2015 respectively, being the date of the end of the third quarter of the financial year. The consolidated results for the nine months ended December 31, 2016 have been subjected to the limited review by the statutory auditors, but the financials results and other information for nine months ended December 31, 2015 have not been audited or reviewed by the statutory auditors. However, the management has exercised necessary due diligence to ensure that the un audited financial results provide true and fair view of the Company's affairs.
- 5 The reconciliation of Net profit as previously reported (referred to as "Previous GAAP") and Ind AS is as under:

Particulars	Quarter ended March 31, 2016	Year ended March 31, 2016
Net profit under previous GAAP	56,285	198,200
Impact on deferred tax (including on unrealised intragroup profits on inventories)	251	2,116
Impact of foreign currency exchange differences	463	3,329
Difference in measurement of employee benefit expenses	26	189
Other Ind AS adjustments	(1,548)	(1,325)
Net profit for the period under Ind AS	55,477	202,509

- 6 The reconciliation of equity under Previous GAAP and Ind AS is as under:

Particulars	As at March 31, 2016
Equity reported under previous GAAP	699,822
Derecognition of provision for proposed dividend and dividend tax thereon	4,930
Impact on deferred tax (including on unrealised intragroup profits on inventories)	19,632
Other Ind AS adjustments	(1,506)
Equity under Ind AS	722,878

- 7 The Company's operates in only one segment viz. 'Pharmaceutical Products'.
- 8 Foreign exchange loss for standalone results includes exchange difference arising from foreign currency borrowings to the extent that they are regarded as an adjustment to finance cost as per para 6(e) of "Ind AS 23" on Borrowing costs.
- 9 During the quarter (i) Aurogen South Africa (PTY) LTD., a step down subsidiary was incorporated w.e.f January 25, 2017, (ii) Auro Vaccines LLC, USA, a step down subsidiary was incorporated w.e.f January 27, 2017, (iii) Aurovitas Pharma Polska Spolka Poland, step down subsidiary was incorporated w.e.f. March 31, 2017.
- 10 The Company has allotted 697,823 equity shares of Re.1/- each on March 9, 2017 and 15,000 equity shares of Re.1/- each on March 30, 2017 to the employees under Employee Stock Option Plan 2006. Consequent to the allotment, the paid up share capital of the Company has increased from 585,169,586 to 585,882,409 equity shares of Re.1/- each.


Place: Hyderabad

Date: May 29, 2017

www.aurobindo.com



By Order of the Board


 N. Govindarajan
 Managing Director


Statement of consolidated assets and liabilities

(Rs. In lakhs)

Sl. No.	PARTICULARS	As at	As at
		31.03.2017	31.03.2016
		(Audited)	(Audited)
A	ASSETS		
1	Non-current assets		
	Property, plant and equipment	408,305	338,039
	Capital work-in-progress	123,736	83,590
	Goodwill	40,630	40,630
	Other intangible assets	34,443	39,300
	Intangible assets under development	22,072	1,224
	Financial assets		
	Investments	24,585	12,294
	Loans	570	545
	Other financial assets	7,517	5,355
	Non current tax assets (net)	5,798	4,478
	Deferred tax assets (net)	16,776	20,628
	Other non-current assets	19,892	16,502
	Sub-total - Non-Current assets	704,324	562,585
2	Current assets		
	Inventories	433,054	405,614
	Financial assets		
	Investments	2	2
	Trade receivables	276,533	460,668
	Cash and cash equivalents	48,944	79,041
	Bank balances other than above	2,404	985
	Loans	1,089	1,031
	Financial assets - receivable from bank	73,885	-
	Other financial assets	1,880	4,918
	Current tax assets, net	1,751	425
	Other current assets	81,076	76,751
	Sub-total - Current assets	920,618	1,029,435
	TOTAL - ASSETS	1,624,942	1,592,020
	EQUITY AND LIABILITIES		
1	Equity		
	Equity share capital	5,859	5,852
	Other equity	931,332	722,878
	Non-controlling interest	208	255
	Sub-total - Equity	937,399	728,985
	Liabilities		
2	Non-current liabilities		
	Financial liabilities		
	Borrowings	18,140	74,281
	Provisions	2,241	2,336
	Deferred tax liability (net)	4,930	2,396
	Sub-total - Non-current liabilities	25,311	79,013
3	Current liabilities		
	Financial liabilities		
	Borrowings	290,272	367,268
	Trade payables	248,827	245,703
	Other financial liabilities	104,230	149,503
	Other current liabilities	9,915	8,255
	Provisions	6,342	5,092
	Current tax liabilities	2,646	8,201
	Sub-total - Current liabilities	662,232	784,022
	TOTAL EQUITY AND LIABILITIES	1,624,942	1,592,020



Auditor's Report On Quarterly Financial Results and Year to Date Results of the Company Pursuant to the Regulation 33 of the SEBI (Listing Obligations and Disclosure Requirements) Regulations, 2015

To
**Board of Directors of
Aurobindo Pharma Limited,**

1. We have audited the accompanying statement of quarterly consolidated financial results of Aurobindo Pharma Limited ('the Company') comprising its subsidiaries (together, 'the Group'), and joint ventures for the quarter ended March 31, 2017 and the consolidated financial results for the year ended March 31, 2017, attached herewith, being submitted by the Company pursuant to the requirement of Regulation 33 of the SEBI (Listing Obligations and Disclosure Requirements) Regulations, 2015, read with SEBI Circular No. CIR/CFD/FAC/62/2016 dated July 5, 2016. The quarterly consolidated financial results are the derived figures between the audited figures in respect of the year ended March 31, 2017 and the published year-to-date figures up to December 31, 2016, being the date of the end of the third quarter of the current financial year, which were subject to limited review. The consolidated financial results for the quarter ended March 31, 2017 and year ended March 31, 2017 have been prepared on the basis of the consolidated financial results for the nine-month period ended December 31, 2016, the audited annual consolidated Ind AS financial statements as at and for the year ended March 31, 2017, and the relevant requirements of Regulation 33 of the SEBI (Listing Obligations and Disclosure Requirements) Regulations, 2015 read with SEBI Circular No. CIR/CFD/FAC/62/2016 dated July 5, 2016, which are the responsibility of the Company's management and have been approved by the Board of Directors of the Company. Our responsibility is to express an opinion on these consolidated financial results based on our review of the consolidated financial results for the nine-month period ended December 31, 2016 which was prepared in accordance with the recognition and measurement principles laid down in Indian Accounting Standard (Ind AS) 34 Interim Financial Reporting, specified under Section 133 of the Companies Act 2013 read with relevant rules issued thereunder and other accounting principles generally accepted in India; our audit of the annual consolidated Ind AS financial statements as at and for the year ended March 31, 2017; and the relevant requirements of Regulation 33 of the SEBI (Listing Obligations and Disclosure Requirements) Regulations, 2015, read with SEBI Circular No. CIR/CFD/FAC/62/2016 dated July 5, 2016.
2. We conducted our audit in accordance with the auditing standards generally accepted in India. Those standards require that we plan and perform the audit to obtain reasonable assurance about whether the financial results are free of material misstatements. An audit includes examining, on a test basis, evidence supporting the amounts disclosed as financial results. An audit also includes assessing the accounting principles used and significant estimates made by management. We believe that our audit provides a reasonable basis for our opinion.
3. In our opinion and to the best of our information and according to the explanations given to us, and based on the consideration of the reports of other auditors on separate financial statements and the other financial information of subsidiaries / joint ventures these quarterly consolidated financial results as well as the year to date results:
 - i. includes the results of the following entities (mention the list of entities included in consolidation);
 - Subsidiaries
 - 1980 Puren Pharma GmbH (formerly Actavis Management GmbH)
 - Agile Pharma B.V.
 - All Pharma (Shanghai) Trading Co. Ltd



S.R. BATLIBOI & ASSOCIATES LLP

Chartered Accountants

- APL Health Care Limited
 - APL Pharma Thai Limited
 - APL Research Centre Limited
 - APL Swift Services (Malta) Ltd
 - Arrow Generiques SAS
 - Aurex B.V. (formerly Pharmacin B.V.)
 - Auro AR LLC, USA (from May 2, 2016)
 - Auro Health LLC, USA
 - Auro Healthcare (Nigeria) Limited
 - Auro Peptides Limited
 - Auro Pharma Inc.
 - Auro Vaccines LLC (from January 27, 2017)
 - Aurobindo Antibiotics Limited
 - Aurobindo ILAC Sanayi ve Ticaret Limited Sirketi
 - Aurobindo Pharma Industria Farmaceutica Ltda
 - Aurobindo Pharma (Italia) S.r.l
 - Aurobindo Pharma (Malta) Ltd
 - Aurobindo Pharma (Portugal) Unipessoal Limitada
 - Aurobindo Pharma (Pty) Ltd
 - Aurobindo Pharma (Romania) s.r.l
 - Aurobindo Pharma B.V. (formerly Actavis B.V.)
 - Aurobindo Pharma Colombia S A S
 - Aurobindo Pharma Gmbh
 - Aurobindo Pharma Japan KK
 - Aurobindo Pharma Produtos Farmaceuticos Limitada
 - Aurobindo Pharma USA LLC (from April 14, 2016)
 - Aurobindo Pharma USA, Inc.
 - Aurogen South Africa (PTY) Ltd (from January 25, 2017)
 - Aurolife Pharma LLC
 - Auromedics Pharma LLC
 - Auronext Pharma Private Limited
 - Aurovida Farmaceutica SA DE CV
 - Aurovitas Pharma Polska (from March 31, 2017)
 - Aurovitas Spain S.A (formerly Actavis Spain S.A)
 - Aurovitas, Unipessoal LDA
 - AuroZymes Limited
 - Curepro Parenterals Limited
 - Helix Healthcare B.V.
 - Hyacinths Pharma Private Limited
 - Laboratorios Aurobindo Sociedad Limitada
 - Milpharm Limited
 - Natrol LLC
 - Pharmacin B.V. (formerly Aurex B.V.)
 - Puren Pharma GmbH & Co., KG (formerly Actavis Deutschland GmbH & Co., KG)
 - Silicon Life Sciences Private Limited
- Joint ventures
 - Eugia Pharma Specialities Limited
 - Novagen Pharma (Pty) Ltd
 - Tergene Biotech Private Limited



S.R. BATLIBOI & ASSOCIATES LLP

Chartered Accountants

- ii. are presented in accordance with the requirements of Regulation 33 of the SEBI (Listing Obligations and Disclosure Requirements) Regulations, 2015 read with SEBI Circular No. CIR/CFD/FAC/62/2016 dated July 5, 2016, in this regard; and
 - iii. give a true and fair view of the net profit and other financial information for the quarter ended March 31, 2017 and for the year ended March 31, 2017.
4. We did not audit the financial statements and other financial information, in respect of forty eight subsidiaries, and three joint ventures, whose financial statements include total assets of Rs 959,860 lakhs and net assets of Rs 406,467 lakhs as at March 31, 2017, and total revenues of Rs 237,683 lakhs and Rs 989,432 lakhs for the quarter and the year ended on that date and net cash outflows of Rs 36,507 lakhs and Rs 1,106 lakhs for the quarter and for the year ended on that date. These financial statement and other financial information have been audited by other auditors, which financial statements, other financial information and auditor's reports have been furnished to us by the management. The consolidated Ind AS financial statements also include the Group's share of net profit of Rs 27 lakhs and Rs 114 lakhs for the quarter and for the year ended March 31, 2017, as considered in the consolidated Ind AS financial statements, in respect of three joint ventures, whose financial statements, other financial information have been audited by other auditors and whose reports have been furnished to us by the Management. The above financial information are before giving effect to any consolidation adjustments.


Certain of these subsidiaries / joint ventures are located outside India whose financial statements and other financial information have been prepared in accordance with accounting principles generally accepted in their respective countries and which have been audited by other auditors under generally accepted auditing standards applicable in their respective countries. The Company's management has converted the financial statements of such subsidiaries / joint ventures located outside India from accounting principles generally accepted in their respective countries to accounting principles generally accepted in India. We have audited these conversion adjustments made by the Company's management. Our opinion in so far as it relates to the balances and affairs of such subsidiaries / joint ventures located outside India is based on the report of other auditors and the conversion adjustments prepared by the management of the Company and audited by us. Our opinion is not modified/qualified in respect of this matter.

5. Further, read with paragraph 1 above, we report that the figures for the quarter ended March 31, 2017 represent the derived figures between the audited figures in respect of the financial year ended March 31, 2017 and the published year-to-date figures up to December 31, 2016, being the date of the end of the third quarter of the current financial year, which were subjected to a limited review as stated in paragraph 1 above, as required under Regulation 33 of the SEBI (Listing Obligations and Disclosure Requirements) Regulations, 2015 read with SEBI Circular No. CIR/CFD/FAC/62/2016 dated July 5, 2016.

For S.R. BATLIBOI & ASSOCIATES LLP

Chartered Accountants

ICAI Firm Registration Number: 101049W/E300004



per Vikas Kumar Pansari
Partner

Membership No.: 93649



Place: Hyderabad

Date: May 29, 2017

May 29, 2017

To Listing Department, NATIONAL STOCK EXCHANGE OF INDIA LIMITED Exchange Plaza, Bandra Kurla Complex, Bandra (E), MUMBAI -400 051 Company Code No. AUOPHARMA	To The Corporate Relations Department BSE LIMITED Phiroz Jeejeebhoy Towers, 25 th floor, Dalal Street, MUMBAI -400 001 Company Code No. 524804
---	--

Dear Sir,

DECLARATION

We hereby confirm and declare that the Statutory Auditors of the Company, M/s. S.R.Batlboi & Associates LLP, Chartered Accountants, have issued the audit report on Standalone and Consolidated Financial Results of the Company for the fourth quarter and year ended March 31, 2017 with unmodified opinion.

For AUROBINDO PHARMA LIMITED

B. Reddy

B. Adi Reddy
Company Secretary

